

CISC 326

Game Architecture



Module 04:
Architecture Styles
Ahmed E. Hassan

Architectural Design

Topics in Architectural Design

Material drawn from [Bass et al. 98, Shaw96, CORBA98, CORBA96, IBM98, Gamma95, JavaIDL98]

[Slides by Spiros Mancoridis]



Software Architecture Topics

- Terminology and Motivation
- Abstraction
- Intuition About Architecture:
 - Hardware
 - Network
 - Building Architecture

Software Architecture Topics

- Architectural Styles of Software Systems:
 - Repository
 - Pipe and Filter
 - Case Study of Compiler Architecture
 - Object-Oriented
 - Implicit Invocation
 - Layered
 - Interpreter
 - Process-Control
 - Client/Server

Software Architecture Topics

- Technologies for Distributed Architectures:
 - IBM's MQSeries
 - OMG's CORBA

What is Software Architecture?

- The software architecture of a program or computing system is the structure (or structures) of the system.
- The structures comprise:
 - *Software components*
 - *Externally visible properties* of the components
 - *Relationships* between the components

Externally Visible Properties of Components

- Externally visible properties refers to those assumptions other components can make of a component, such as:
 - Provided services
 - Performance characteristics
 - Fault handling
 - Shared resource usage
 - Et cetera

A Software Architecture is an Abstraction

- An architecture is an abstraction of a system that suppresses details of components that do not affect how they:
 - Use
 - Are used by
 - Relate to
 - Interact withother components.

Can a system have more than one structure?

- Yes, no one structure holds the claim to being *the* architecture.
- Below are some examples of structures:
 - Module decomposition
 - Inheritance hierarchy
 - Call graph
 - Objects and message passing at runtime
 - Build dependencies
 - Et cetera

Does Every System have an Architecture?

- *Yes.*
- For small systems the architecture may be trivial.
- For large systems it definitely exists in the software product, but may not have been documented.

Are box-and-line diagrams descriptions of Software Architecture?

- No.
- A description of the behavior of each component is part of the architecture.
- In box-and-line diagrams, readers imagine the behavior of each component by interpreting the labels of the boxes & lines.
- One must document the extent that a component's behavior influences how another component must be written to interact with it.

Why is Software Architecture Important?

- Communication among stakeholders:
 - Customers, managers, designers, programmers.
- Documentation of early design decisions:
 - Constraints on implementation
 - Organizational structure
 - Guides evolutionary prototyping
- Transferable abstraction of a system to similar systems (reuse):
 - Program families share a common architecture
 - Architecture can be the basis for training.

Architectural Structures

(Module Structure)

- **Components:** *work assignments.*
 - Work assignments have products associated with them:
 - Interface specifications
 - Code
 - Test plans, etc.
- **Relations:** *is-a-submodule-of*
- **Use:** Allocating a project's labor and other resources during development and maintenance.

Architectural Structures

(Conceptual or Logical Structure)

- **Components:** Abstractions of the system's *functional requirements*.
- **Relations:** *shares-data-with*
- **Use:** Understanding the interactions between units in the problem space.

Architectural Structures

(Process or Coordination Structure)

- **Components:** Processes or threads.
- **Relations:**
 - *Synchronizes-with*
 - *Can't-run-without*
 - *Can't-run-with*
 - *Preempts, et cetera*
- **Use:** Modeling dynamic aspects of a running system.

Architectural Structures

(Physical Structure)

- **Components:** *Hardware* (computers, networks, etc.)
- **Relations:** *communicates-with*
- **Use:** Create models to reason about performance, availability, security, etc.

Architectural Structures

(Uses Structure)

- **Components:** *procedures or modules*
- **Relations:** *assumes-the-correct-presence-of*
- **Use:** To model system extendibility and incremental system building (e.g., Makefile dependencies).

Architectural Structures

(Calls Structure)

- **Components:** *Procedures*
- **Relations:** *calls*
- **Uses:** To model trace of execution in a program.

Architectural Structures

(Data Flow Structure)

- **Components:** *Programs or modules*
- **Relations:** *transmits-data-to*
- **Use:** To model data transmission which can aid requirements traceability.

Architectural Structures

(Class Structure)

- **Components:** *classes* and *interfaces*
- **Relations:** *inherits-from*, *implements*
- **Use:** To model collections of similar behavior and parameterizes differences.

The Importance of Structures

- Structures are important because they “boil away” details about the software that are independent of the concern reflected by the abstraction.
- Each structure provides a useful perspective of the system.
- Sometimes the term *view* is used instead of *structure*.

Abstraction

Abstraction

- One characterization of progress in software development has been the regular increase in levels of abstraction:
 - *I.e.*, the size of a software designer's building blocks.

Abstraction (Cont'd)

- **Early 1950s:** Software was written in machine language:
 - programmers placed instructions and data individually and explicitly in the computer's memory
 - insertion of a new instruction in a program might require hand checking the entire program to update references to data and instructions

Assemblers

- Some machine code programming problems were solved by adding a level of abstraction between the program and the machine:
 - **Symbolic Assemblers:**
 - Names used for operation codes and memory addresses.
 - Memory layout and update of references are automated.
 - **Macro Processors:**
 - Allow a single symbol to stand for a commonly used sequence of instructions.

Programming Languages

- **Late 1950s:** The emerging of the first high-level programming languages. Well understood patterns are created from notations that are more like mathematics than machine code.
 - evaluation of arithmetic expressions
 - procedure invocation
 - loops and conditionals

Programming Languages

(Cont'd)

- **FORTRAN** becomes the first widely used programming language.
- **Algol** and its successors followed with higher-levels of abstraction for representing data (types).

Abstract Data Types

- **Late 1960s and 1970s:** Programmers shared an intuition that good data structure design will ease the development of a program.
- This intuition was converted into theories of modularization and information hiding.
 - Data and related code are encapsulated into modules.
 - Interfaces to modules are made explicit.

Abstract Data Types (Cont'd)

- **Programming Languages:**
 - Modula
 - Ada
 - Euclid
- **Module Interconnection Languages:**
 - MIL75
 - Intercol

Software Architecture

- As the size and complexity of software systems increases, the design problem goes beyond algorithms and data structures.
- Designing and specifying the overall system structure (**Software Architecture**) emerges as a new kind of problem.

Software Architecture Issues

- Organization and global control structure.
- Protocols of communication, synchronization, and data access.
- Assignment of functionality to design elements.
- Physical distribution of data and processes.
- Selection among design alternatives.

State of Practice

- There is not currently a well-defined terminology or notation to characterize architectural structures.
- However, good software engineers make common use of architectural principles when designing software.
- These principles represent rules of thumb or patterns that have emerged informally over time. Others are more carefully documented as industry standards.

Descriptions of Architectures

- *“Camelot is based on the **client-server model** and uses remote procedure calls both locally and remotely to provide communication among applications and servers.”*

Descriptions of Architectures (Cont'd)

- *“Abstraction layering and system decomposition provide the appearance of system uniformity to clients, yet allow Helix to accommodate a diversity of autonomous devices. The architecture encourages a **client-server model** for the structuring of applications.”*

Descriptions of Architectures

(Cont'd)

- *“We have chosen a **distributed, object-oriented** approach to managing information.”*

Descriptions of Architectures

(Cont'd)

- *“The easiest way to make a canonical sequential compiler into a concurrent compiler is to **pipeline** the execution of the compiler phases over a number of processors. A more effective way is to split the source code into many segments, which are concurrently processed through the various phases of compilation (by multiple compiler processes) before a final, merging pass recombines the object code into a single program.”*

Some Standard Architectures

- **ISO/OSI Reference Model** is a layered network architecture.
- **X Window System** is a distributed windowed user interface architecture based on event triggering and callbacks.
- **NIST/ECMA Reference Model** is a generic software engineering environment architecture based on layered communication substrates.

Intuition About Architecture

Intuition About Architecture

- It is interesting that we have so few *named* software architectures. This is not because there are so few architectures, but so many.
- Next we look at several architectural disciplines in order to develop an intuition about software architecture:
 - Hardware Architecture
 - Network Architecture
 - Building Architecture

Hardware Architecture

- **RISC** machines emphasize the instruction set as an important feature.
- **Pipelined** and **multi-processor** machines emphasize the configuration of architectural pieces of the hardware.

Differences and Similarities Between SW & HW Architectures

- **Differences:**

- Relatively (to software) small number of design elements.
- Scale is achieved by replication of design elements.

- **Similarities:**

- We often configure software architectures in ways analogous to hardware architectures. (*e.g.*, we create multi-process software and use pipelined processing).

Network Architecture

- Networked architectures abstract the design elements of a network into nodes and connections.
- Topology is the most emphasized aspect:
 - Star networks
 - Ring networks
 - Manhattan Street networks
- Unlike software architectures, in network architectures only few topologies are of interest.

Building Architecture

- **Multiple Views:** skeleton frames, detailed views of electrical wiring, etc.
- **Architectural Styles:** Classical, Romanesque, Colonial, and so on.
- **Materials:** One does not build a skyscraper using wooden posts and beams.

Architectural Styles of Software Systems

Architectural Styles of Software Systems

- An **Architectural Style** defines a family of systems in terms of a pattern of structural organization. It determines:
 - the **vocabulary** of components and connectors that can be used in instances of that style
 - a set of **constraints** on how they can be combined. For example, one might constrain:
 - the topology of the descriptions (*e.g.*, no cycles).
 - execution semantics (*e.g.*, processes execute in parallel).

Determining an Architectural Style

- We can understand what a style is by answering the following questions:
 - What is the **structural pattern**?
(*i.e.*, components, connectors, constraints)
 - What is the underlying **computational model**?
 - What are the essential **invariants** of the style?
 - What are some common **examples** of its use?
 - What are the **advantages** and **disadvantages** of using that style?
 - What are some of the common **specializations** of that style?

Describing an Architectural Style

- The architecture of a specific system is a collection of:
 - computational components
 - description of the interactions between these components (connectors)

Describing an Architectural Style (Cont'd)

- Software architectures are represented as graphs where **nodes** represent components:
 - procedures
 - modules
 - processes
 - tools
 - databases
- and **edges** represent connectors:
 - procedure calls
 - event broadcasts
 - database queries
 - pipes

Repository Style

- Suitable for applications in which the central issue is establishing, augmenting, and maintaining a complex central body of information.
- Typically the information must be manipulated in a variety of ways. Often long-term persistence is required.

Repository Style (Cont'd)

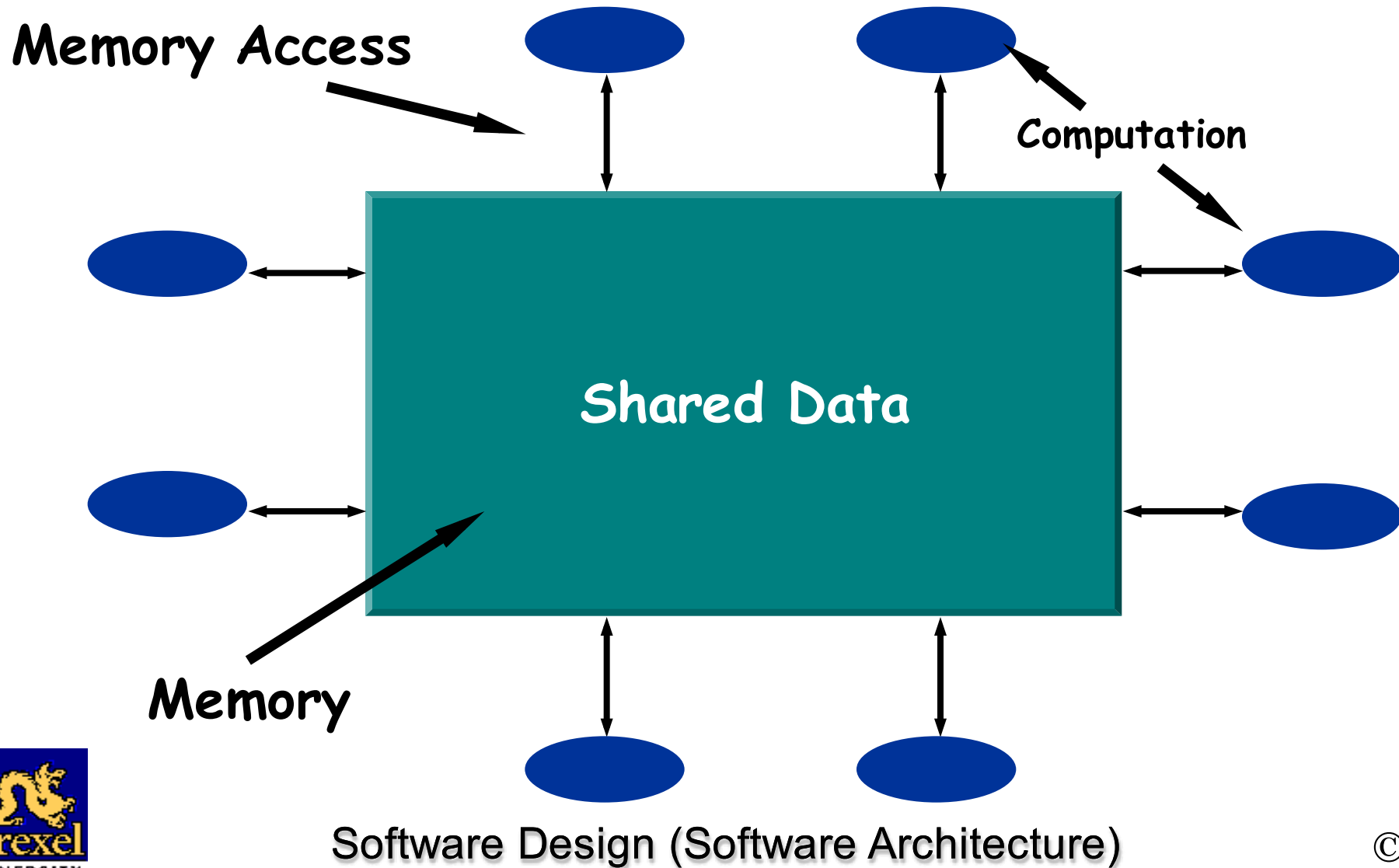
- **Components:**

- A central data structure representing the current state of the system.
- A collection of independent components that operate on the central data structure.

- **Connectors:**

- Typically procedure calls or direct memory accesses.

Repository Style (Cont'd)



Repository Style Specializations

- Changes to the data structure trigger computations.
- Data structure in memory (persistent option).
- Data structure on disk.
- Concurrent computations and data accesses.

Repository Style Examples

- Information Systems
- Programming Environments
- Graphical Editors
- AI Knowledge Bases
- Reverse Engineering Systems

Repository Style Advantages

- **Efficient** way to store large amounts of data.
- **Sharing** model is published as the repository schema.
- **Centralized management:**
 - backup
 - security
 - concurrency control

Repository Style Disadvantages

- Must **agree on a data model** a priori.
- Difficult to **distribute data**.
- Data **evolution is expensive**.

Pipe and Filter Architectural Style

- Suitable for applications that require a defined series of independent computations to be performed on data.
- A component reads streams of data as input and produces streams of data as output.

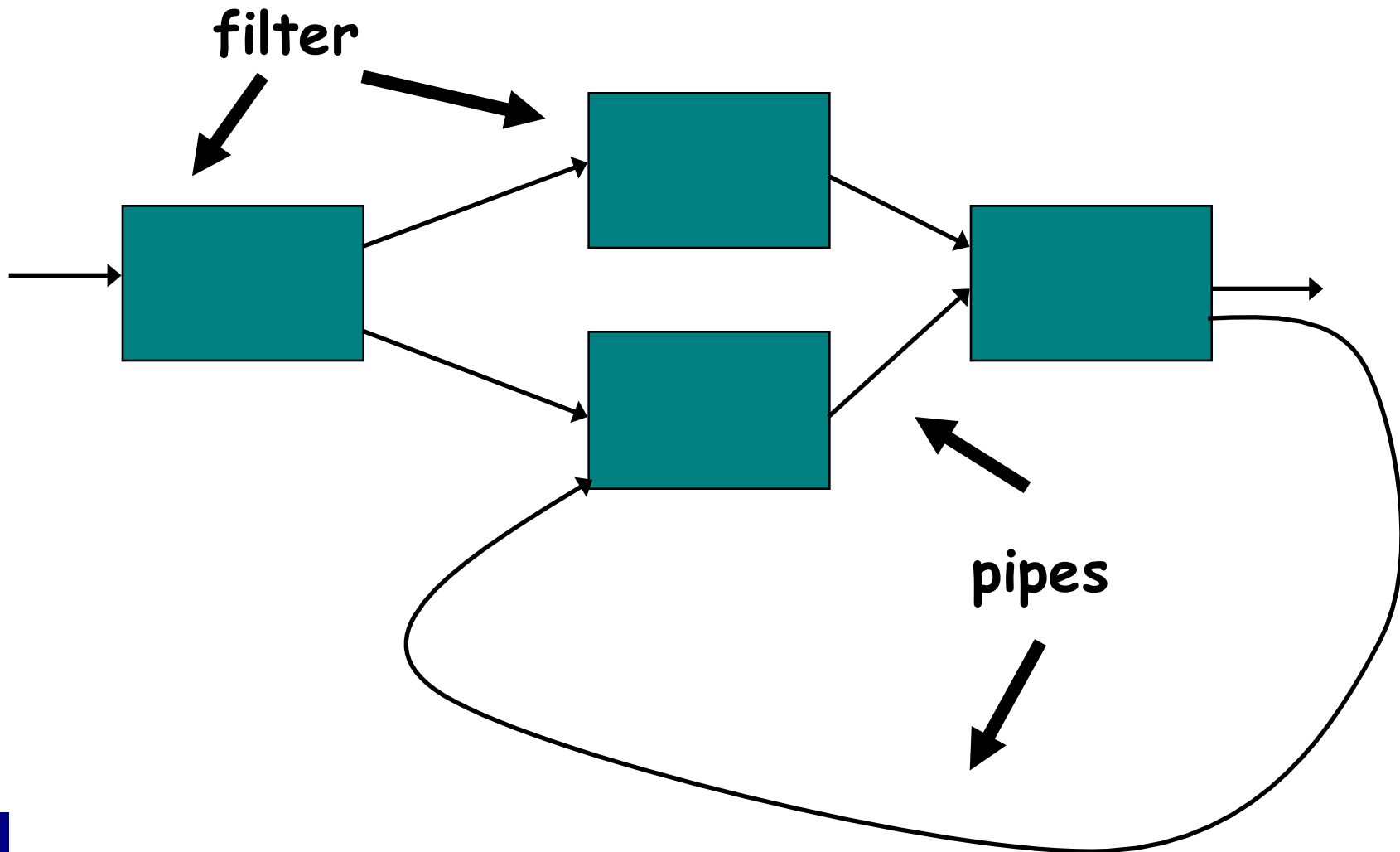
Pipe and Filter

Architectural Style (Cont'd)

- **Components**: called **filters**, apply local transformations to their input streams and often do their computing incrementally so that output begins before all input is consumed.
- **Connectors**: called **pipes**, serve as conduits for the streams, transmitting outputs of one filter to inputs of another filter.

Pipe and Filter

Architectural Style (Cont'd)



Pipe and Filter Invariants

- Filters **do not share state** with other filters.
- Filters **do not know the identity** of their upstream or downstream filters.

Pipe and Filter Specializations

- **Pipelines**: Restricts topologies to linear sequences of filters.
- **Batch Sequential**: A degenerate case of a pipeline architecture where each filter processes all of its input data before producing any output.

Pipe and Filter Examples

- **Unix Shell Scripts:** Provides a notation for connecting Unix processes via pipes.
 - *cat file | grep Erroll | wc -l*
- **Traditional Compilers:** Compilation phases are pipelined, though the phases are not always incremental. The phases in the pipeline include:
 - *lexical analysis + parsing + semantic analysis + code generation*

Pipe and Filter Advantages

- **Easy to understand** the overall input/output behavior of a system as a simple composition of the behaviors of the individual filters.
- They **support reuse**, since any two filters can be hooked together, provided they agree on the data that is being transmitted between them.

Pipe and Filter

Advantages (Cont'd)

- Systems can be **easily maintained and enhanced**, since new filters can be added to existing systems and old filters can be replaced by improved ones.
- They permit certain kinds of **specialized analysis**, such as throughput and deadlock analysis.
- They naturally **support concurrent execution**.

Pipe and Filter Disadvantages

- Not good choice for **interactive systems**, because of their transformational character.
- Excessive parsing and unparsing leads to **loss of performance** and **increased complexity** in writing the filters themselves.

Case Study:

Architecture of a Compiler

- The architecture of a system can change in response to improvements in technology.
- This can be seen in the way we think about compilers.

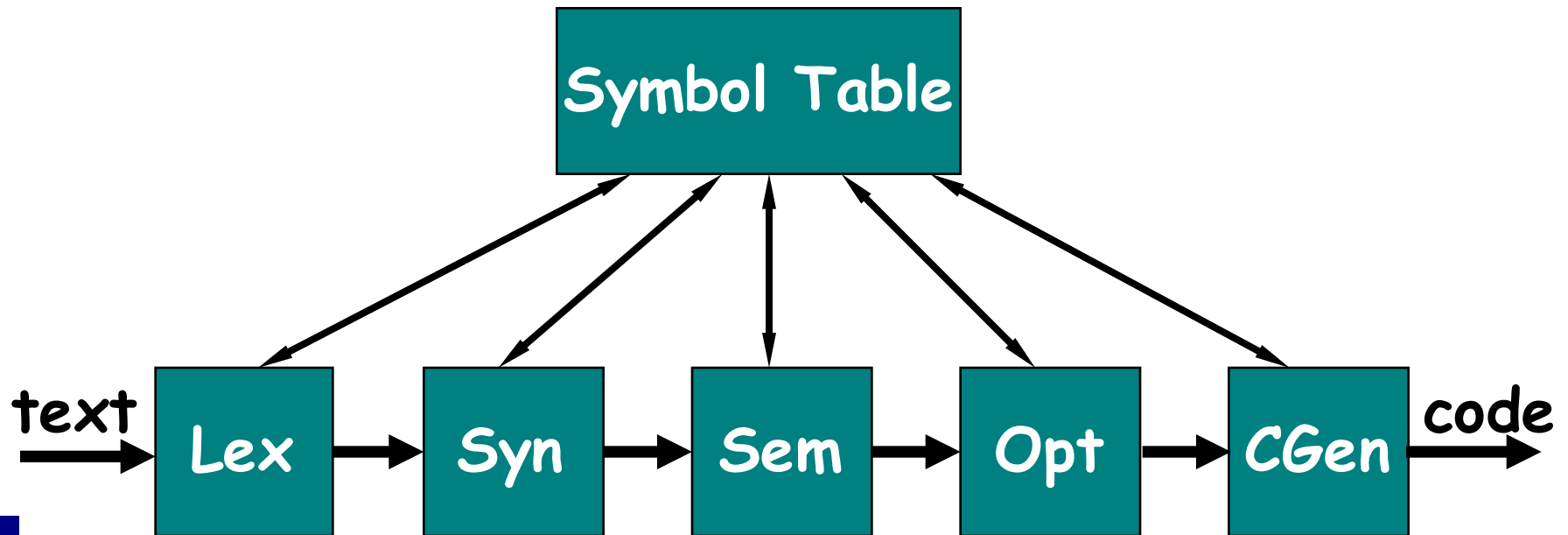
Early Compiler Architectures

- In the 1970s, compilation was regarded as a sequential (batch sequential or pipeline) process:



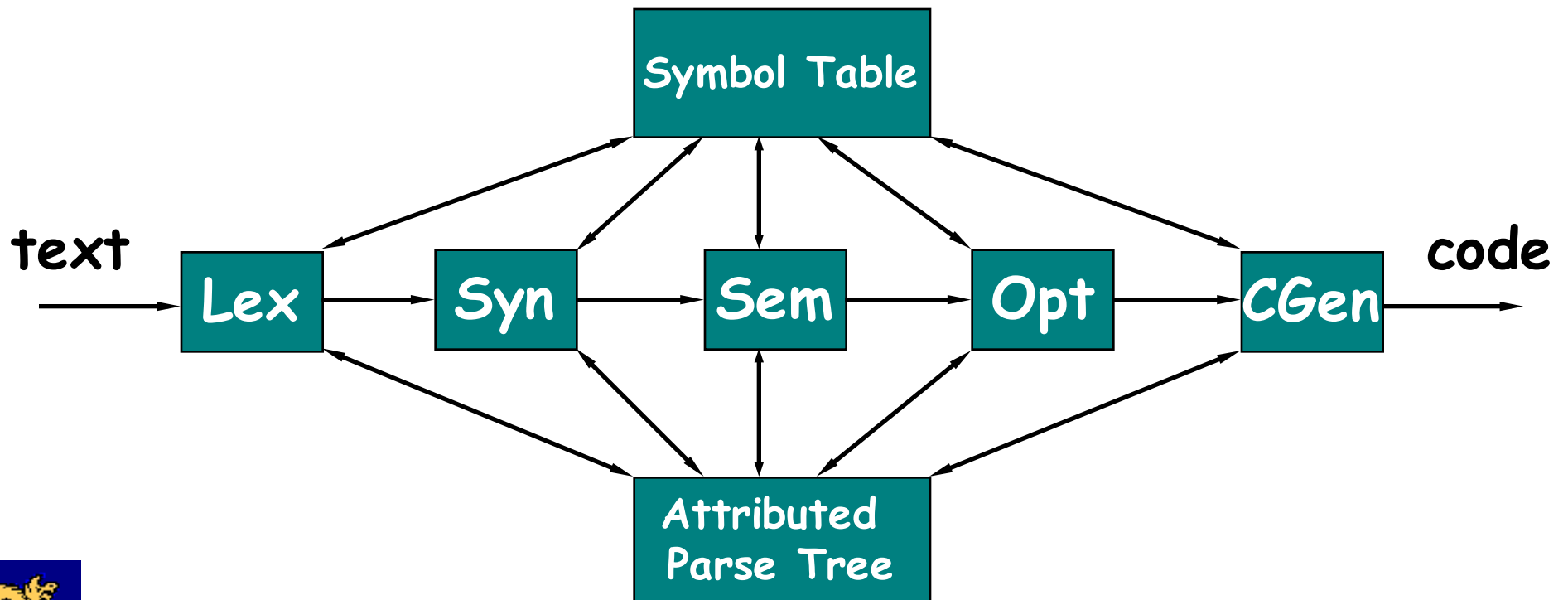
Early Compiler Architectures

- Most compilers create a separate symbol table during lexical analysis and used or updated it during subsequent passes.



Modern Compiler Architectures

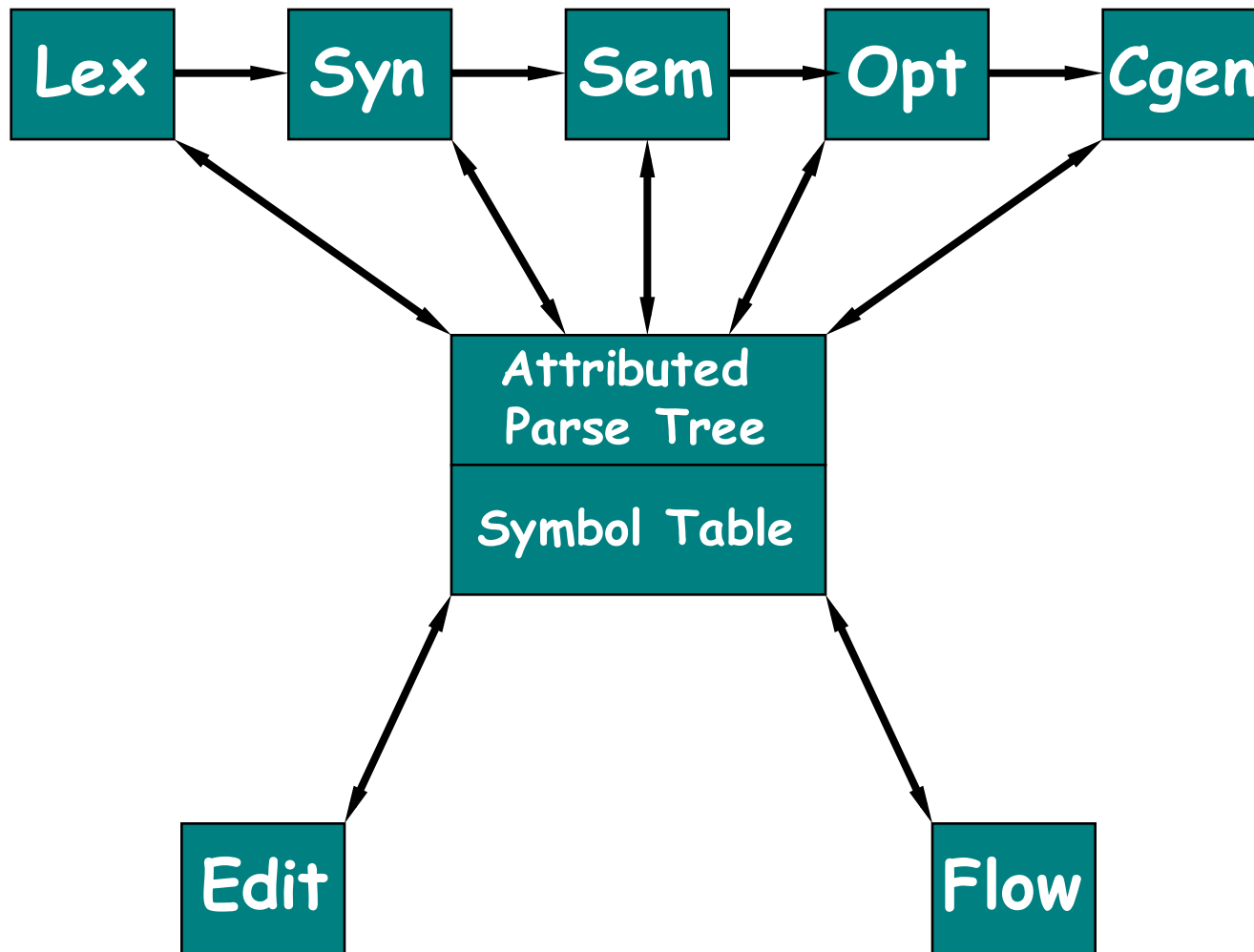
- Later, in the mid 1980s, increasing attention turned to the intermediate representation of the program during compilation.



Hybrid Compiler Architectures

- The new view accommodates various tools (*e.g.*, syntax-directed editors) that operate on the internal representation rather than the textual form of a program.
- Architectural shift to a **repository** style, with elements of the **pipeline** style, since the order of execution of the processes is still predetermined.

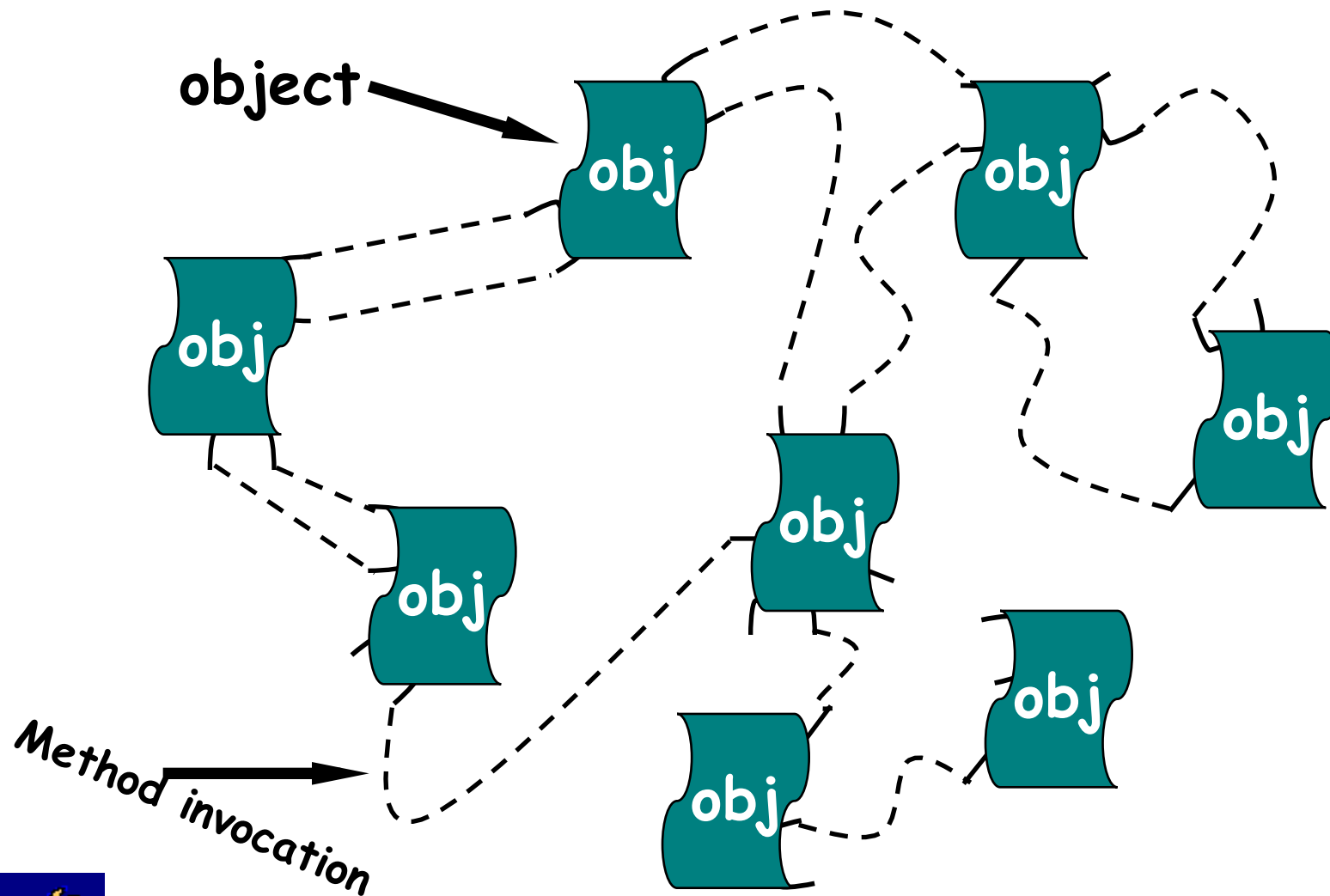
Hybrid Compiler Architectures



Object-Oriented Style

- Suitable for applications in which a central issue is identifying and protecting related bodies of information (data).
- Data representations and their associated operations are encapsulated in an **abstract data type**.
- **Components**: are **objects**.
- **Connectors**: are function and procedure invocations (**methods**).

Object-Oriented Style (Cont'd)



Object-Oriented Invariants

- Objects are responsible for preserving the **integrity** (*e.g.*, some invariant) of the data representation.
- The data representation is **hidden** from other objects.

Object-Oriented Specializations

- Distributed Objects
- Objects with Multiple Interfaces

Object-Oriented Advantages

- Because an object hides its data representation from its clients, it is possible to **change the implementation without affecting those clients.**
- Can **design** systems as collections of autonomous interacting agents.

Object-Oriented Disadvantages

- In order for one object to interact with another object (via a method invocation) the first object must know the **identity** of the second object.
 - Contrast with *Pipe and Filter* Style.
 - When the identity of an object changes, it is necessary to modify all objects that invoke it.
- Objects cause **side effect problems**:
 - *E.g.*, *A* and *B* both use object *C*, then *B*'s effects on *C* look like unexpected side effects to *A*.

Implicit Invocation Style

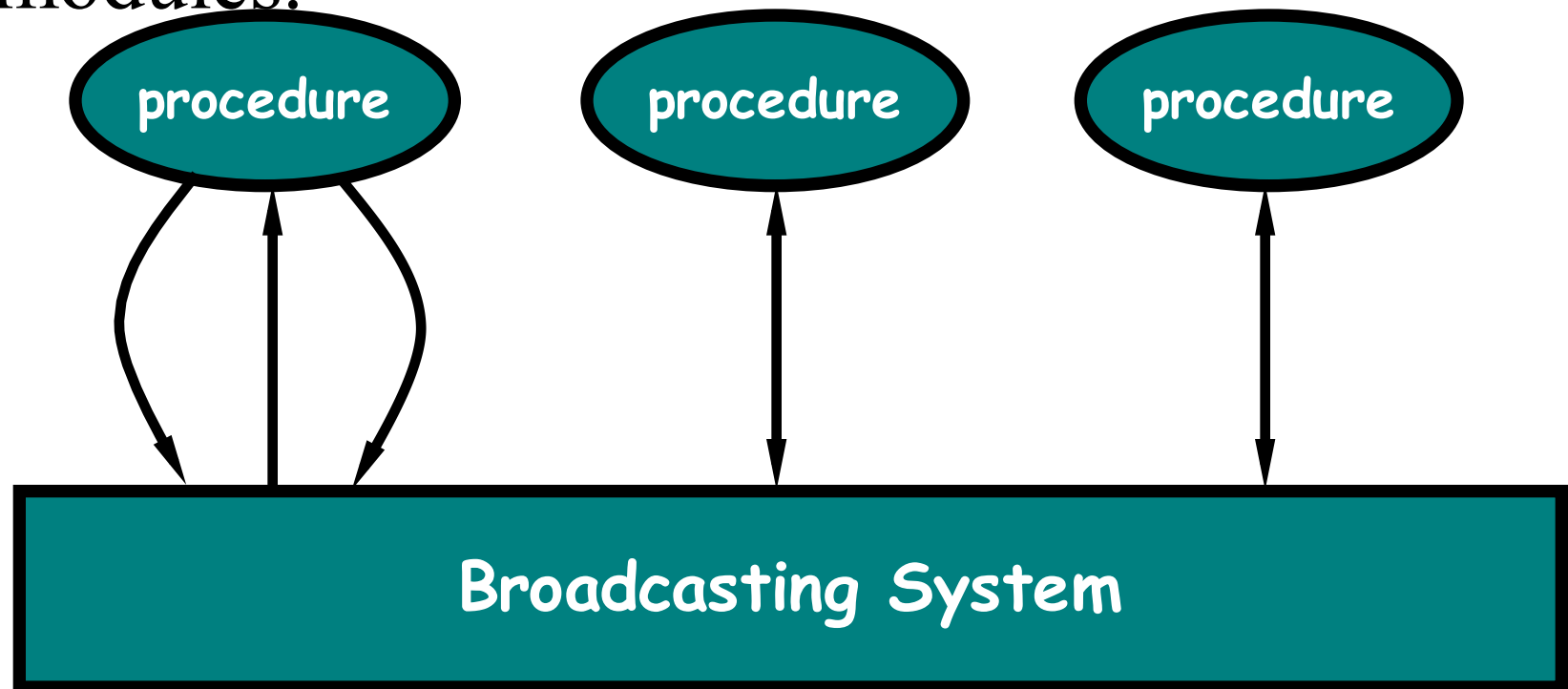
- Suitable for applications that involve loosely-coupled collection of components, each of which carries out some operation and may in the process enable other operations.
- Particularly useful for applications that must be reconfigured “on the fly”:
 - Changing a service provider.
 - Enabling or disabling capabilities.

Implicit Invocation Style (Cont'd)

- Instead of invoking a procedure directly ...
 - A **component** can announce (or broadcast) one or more events.
 - Other **components** in the system can register an interest in an event by associating a procedure with the event.
 - When an event is announced, the broadcasting system (**connector**) itself invokes all of the procedures that have been registered for the event.

Implicit Invocation Style (Cont'd)

- An event announcement “implicitly” causes the invocation of procedures in other modules.



Implicit Invocation Invariants

- Announcers of events do not know which components will be affected by those events.
- Components cannot make assumptions about the order of processing.
- Components cannot make assumptions about what processing will occur as a result of their events (perhaps no component will respond).

Implicit Invocation Specializations

- Often connectors in an implicit invocation system include the **traditional procedure call** in addition to the bindings between event announcements and procedure calls.

Implicit Invocation Examples

- Used in **programming environments** to integrate tools:
 - Debugger stops at a breakpoint and makes that announcement.
 - Editor responds to the announcement by scrolling to the appropriate source line of the program and highlighting that line.

Implicit Invocation

Examples (Cont'd)

- Used to enforce integrity constraints in **database management systems** (called triggers).
- Used in **user interfaces** to separate the presentation of data from the applications that manage that data.

Implicit Invocation Advantages

- Provides strong support for **reuse** since any component can be introduced into a system simply by registering it for the events of that system.
- **Eases system evolution** since components may be replaced by other components without affecting the interfaces of other components in the system.

Implicit Invocation

Disadvantages

- When a component announces an event:
 - it has no idea what other components will respond to it,
 - it cannot rely on the order in which the responses are invoked
 - it cannot know when responses are finished

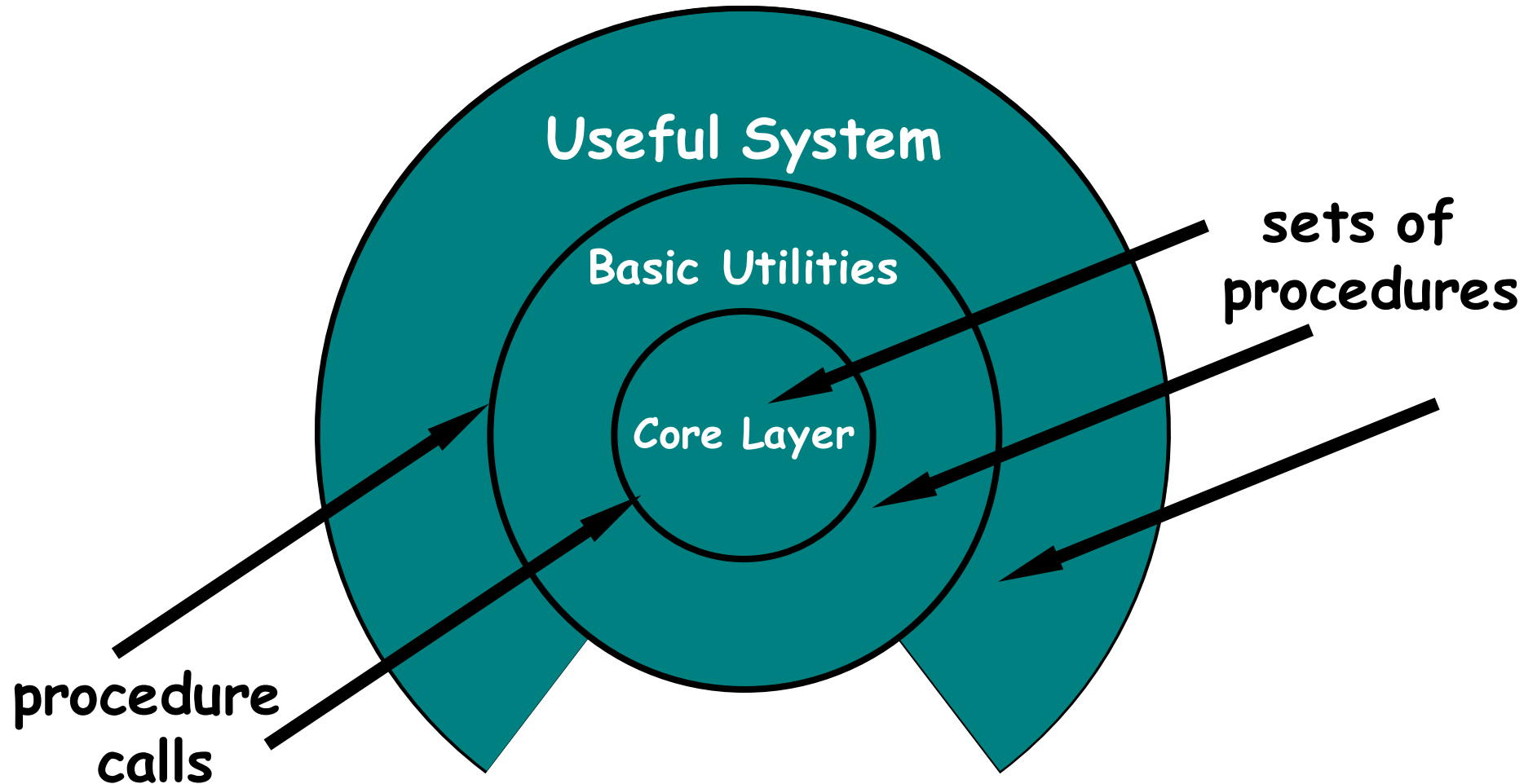
Layered Style

- Suitable for applications that involve distinct classes of services that can be **organized hierarchically**.
- Each layer provides service to the layer above it and serves as a client to the layer below it.
- Only carefully selected procedures from the inner layers are made available (exported) to their adjacent outer layer.

Layered Style (Cont'd)

- **Components**: are typically collections of procedures.
- **Connectors**: are typically procedure calls under restricted visibility.

Layered Style (Cont'd)



Layered Style Specializations

- Often exceptions are made to **permit non-adjacent layers to communicate directly**.
 - This is usually done for efficiency reasons.

Layered Style Examples

- **Layered Communication Protocols:**
 - Each layer provides a substrate for communication at some level of abstraction.
 - Lower levels define lower levels of interaction, the lowest level being hardware connections (physical layer).
- **Operating Systems**
 - Unix

Unix Layered Architecture

System Call Interface to Kernel

Socket	Plain File	Cooked Block Interface	Raw Block Interface	Raw TTY Interface	Cooked TTY
Protocols	File System				Line Disc.
Network Interface	Block Device Driver			Character Device Driver	

Hardware

Layered Style Advantages

- **Design**: based on increasing levels of abstraction.
- **Enhancement**: Changes to the function of one layer affects at most two other layers.
- **Reuse**: Different implementations (with identical interfaces) of the same layer can be used interchangeably.

Layered Style Disadvantages

- Not all systems are easily structured in a layered fashion.
- Performance requirements may force the coupling of high-level functions to their lower-level implementations.

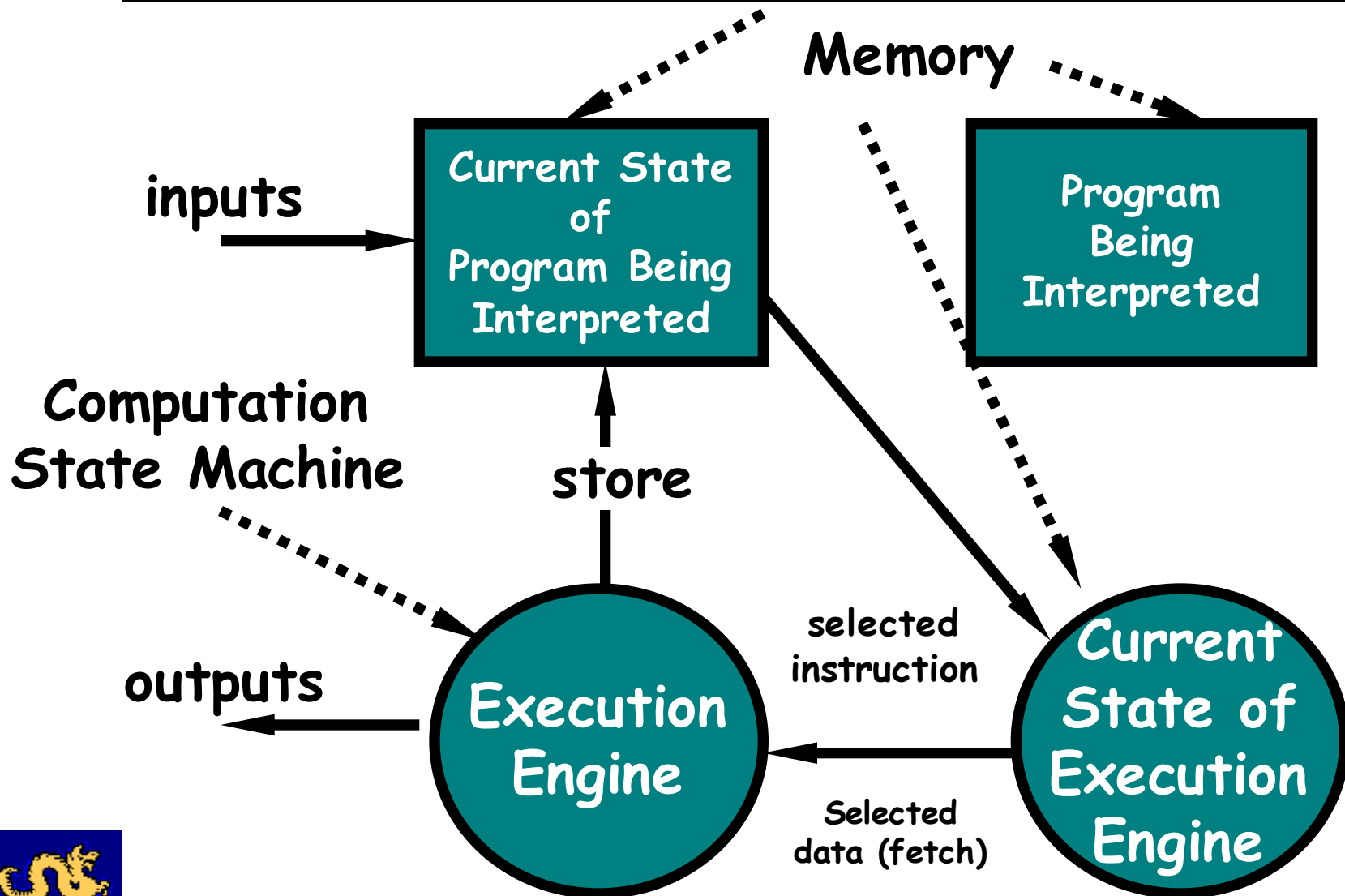
Interpreter Style

- Suitable for applications in which the most appropriate language or machine for executing the solution is not directly available.

Interpreter Style (Cont'd)

- **Components:** include one state machine for the execution engine and three memories:
 - current state of the execution engine
 - program being interpreted
 - current state of the program being interpreted
- **Connectors:**
 - procedure calls
 - direct memory accesses.

Interpreter Style (Cont'd)



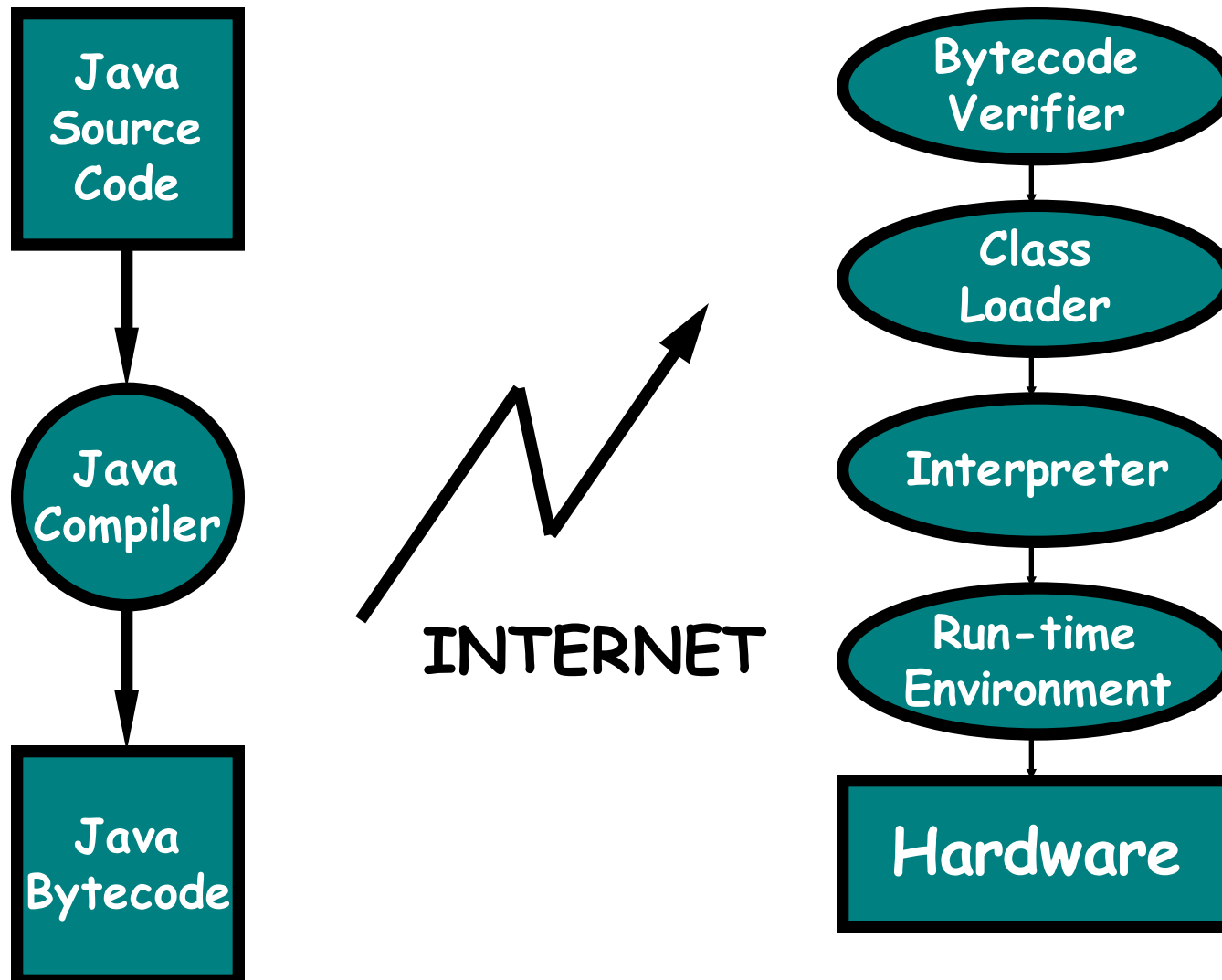
Interpreter Style Examples

- **Programming Language Compilers:**
 - Java
 - Smalltalk
- **Rule Based Systems:**
 - Prolog
 - Coral
- **Scripting Languages:**
 - Awk
 - Perl

Interpreter Style Advantages

- Simulation of non-implemented hardware.
- Facilitates portability of application or languages across a variety of platforms.

Java Architecture



Interpreter Style Disadvantages

- Extra level of indirection **slows** down execution.
- Java has an option to compile code.
 - JIT (Just In Time) compiler.

Process-Control Style

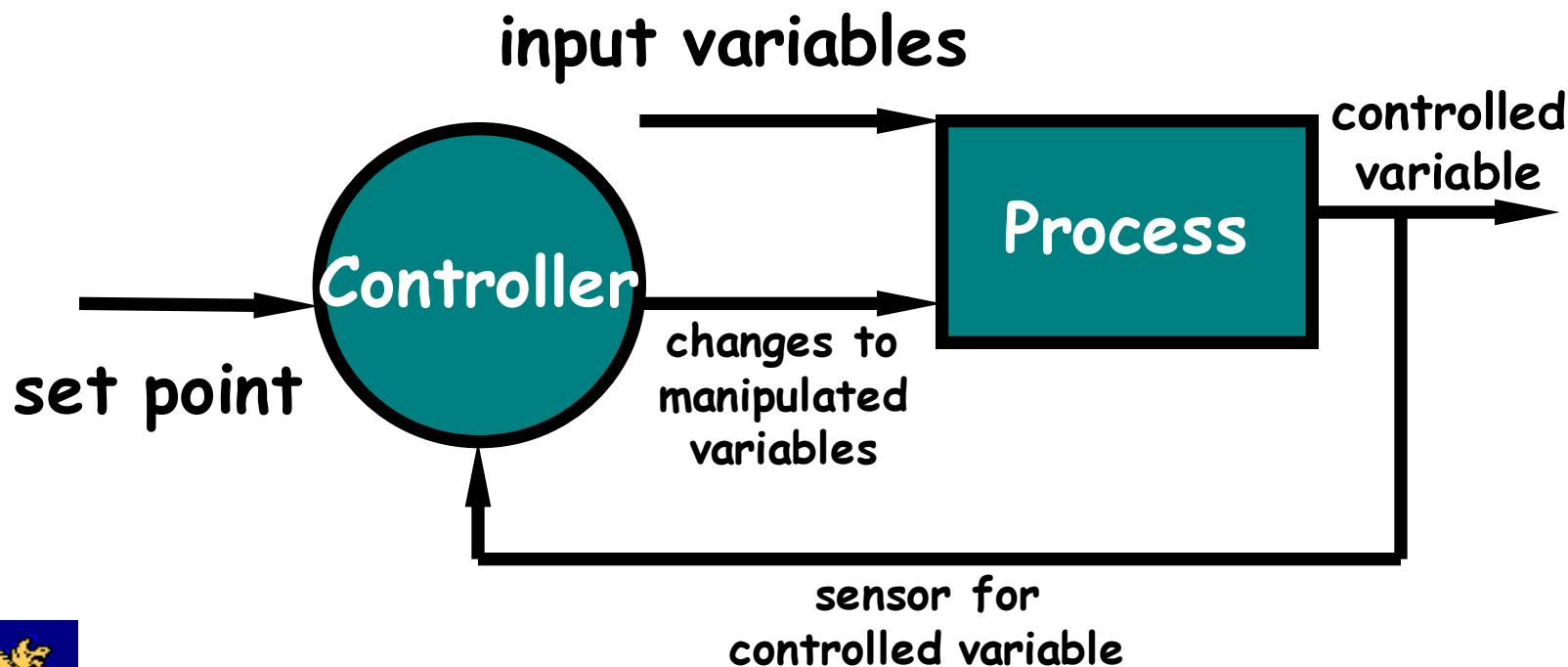
- Suitable for applications whose purpose is to maintain specified properties of the outputs of the process at (sufficiently near) given reference values.
- **Components:**
 - **Process Definition** includes mechanisms for manipulating some process variables.
 - **Control Algorithm** for deciding how to manipulate process variables.

Process-Control Style (Cont'd)

- **Connectors:** are the data flow relations for:
 - **Process Variables:**
 - *Controlled variable* whose value the system is intended to control.
 - *Input variable* that measures an input to the process.
 - *Manipulated variable* whose value can be changed by the controller.
 - **Set Point** is the desired value for a controlled variable.
 - **Sensors** to obtain values of process variables pertinent to control.

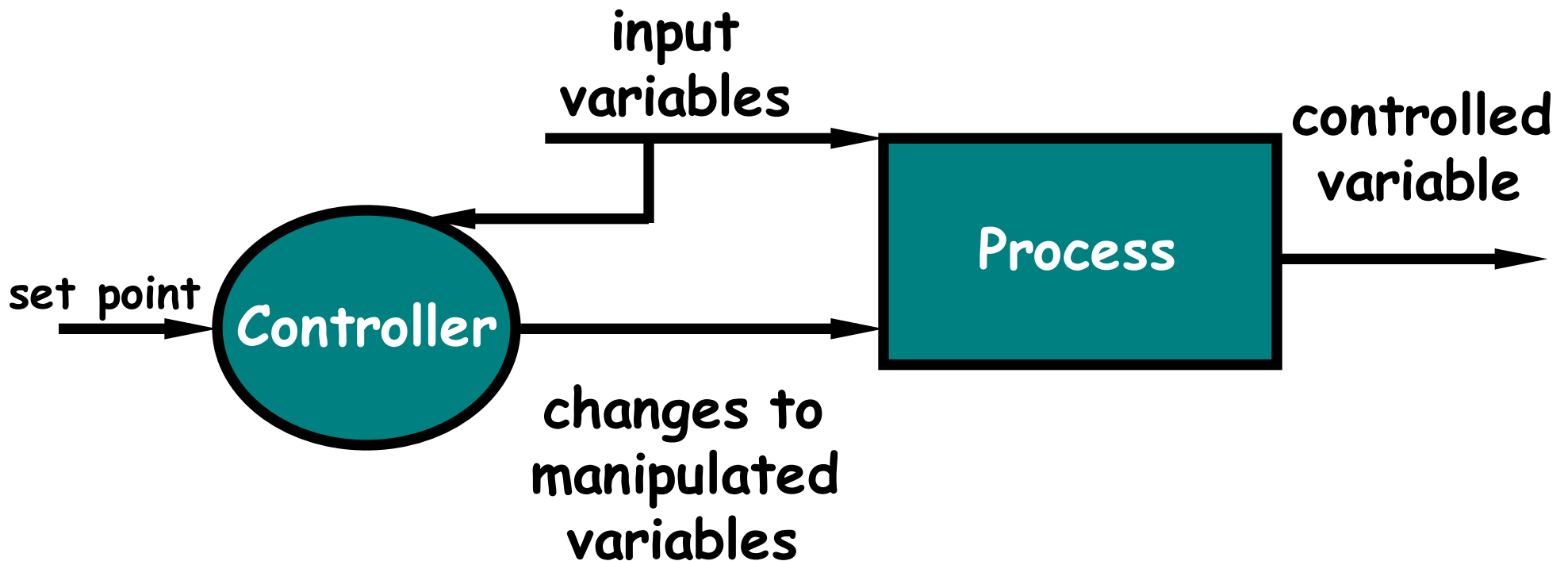
Feed-Back Control System

- The controlled variable is measured and the result is used to manipulate one or more of the process variables.



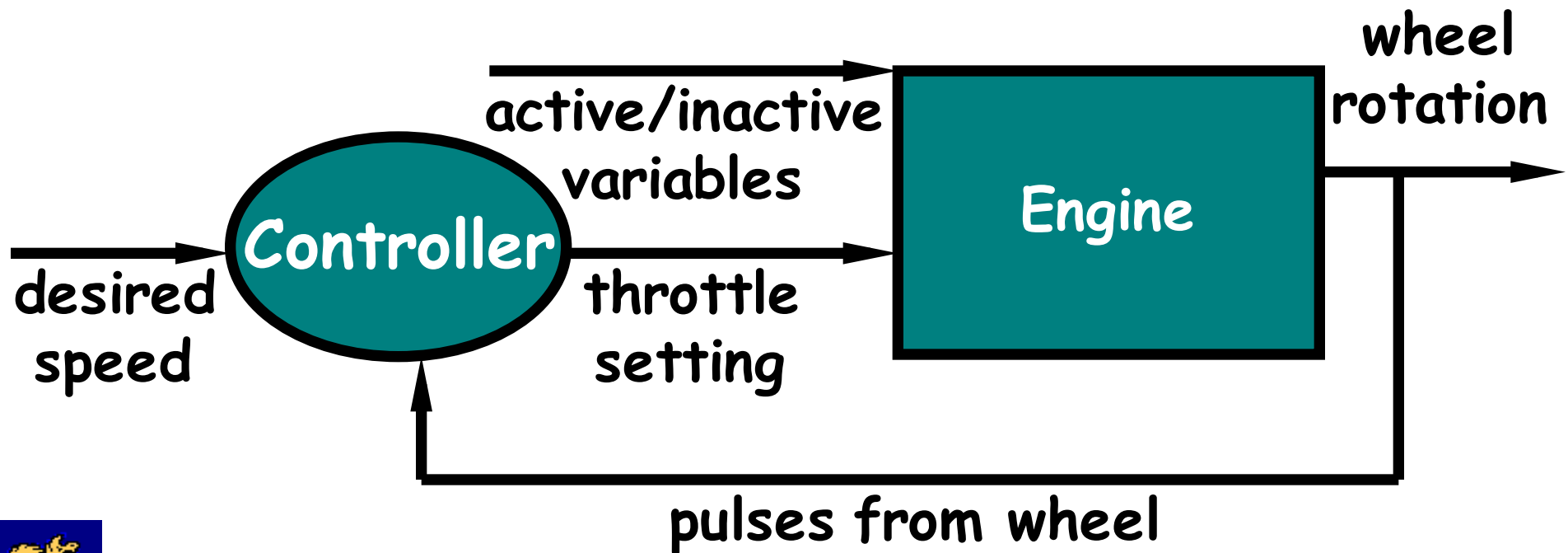
Open-Loop Control System

- Information about process variables is not used to adjust the system.



Process Control Examples

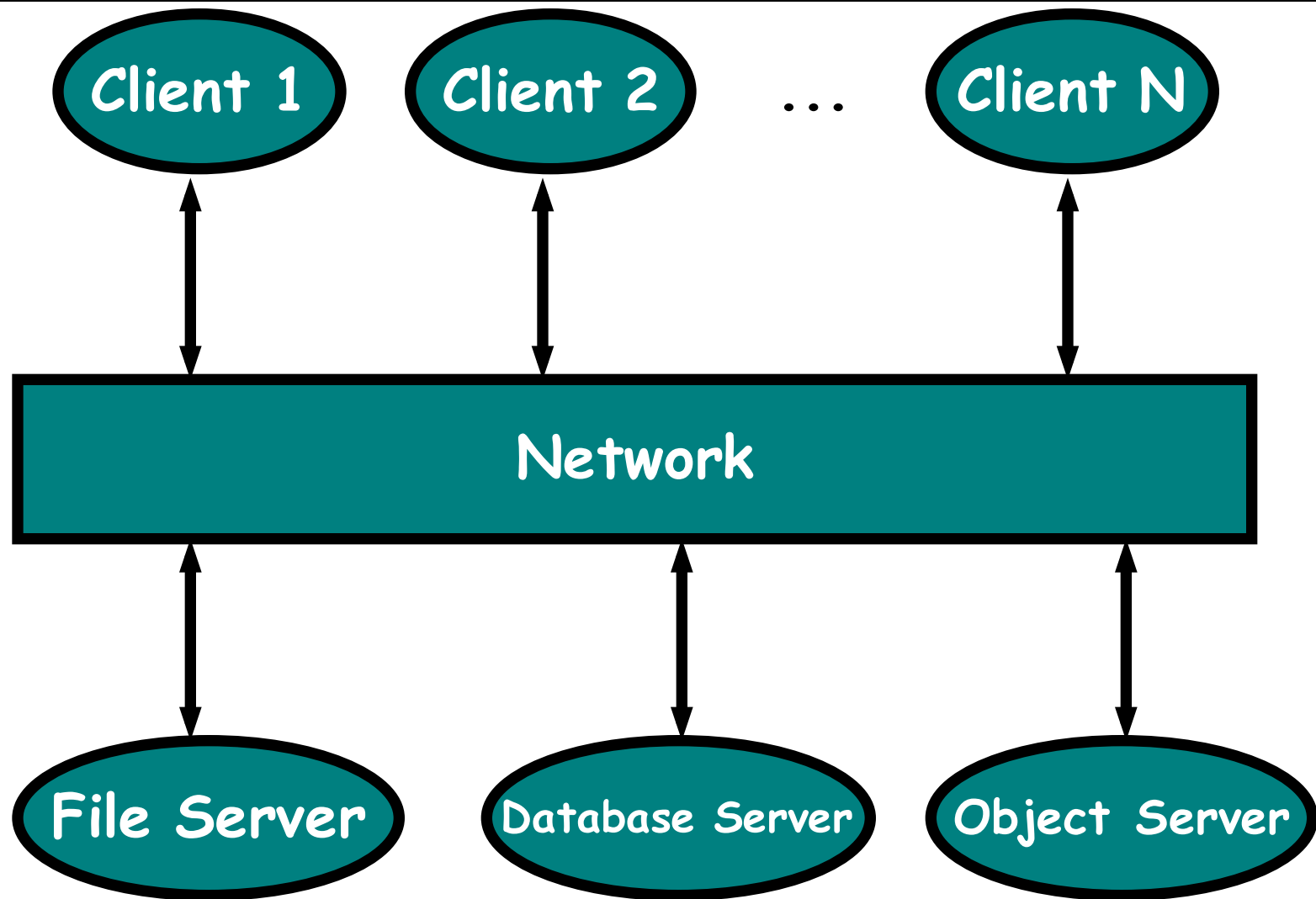
- Real-Time System Software to Control:
 - Automobile Anti-Lock Brakes
 - Nuclear Power Plants
 - Automobile Cruise-Control



Client-Server Style

- Suitable for applications that involve distributed data and processing across a range of components.
- **Components:**
 - **Servers:** Stand-alone components that provide specific services such as printing, data management, etc.
 - **Clients:** Components that call on the services provided by servers.
- **Connector:** The network, which allows clients to access remote servers.

Client-Server Style



Client-Server Style Examples

- **File Servers:**

- Primitive form of data service.
- Useful for sharing files across a network.
- The client passes requests for files over the network to the file server.

Client-Server Style

Examples (Cont'd)

- **Database Servers:**

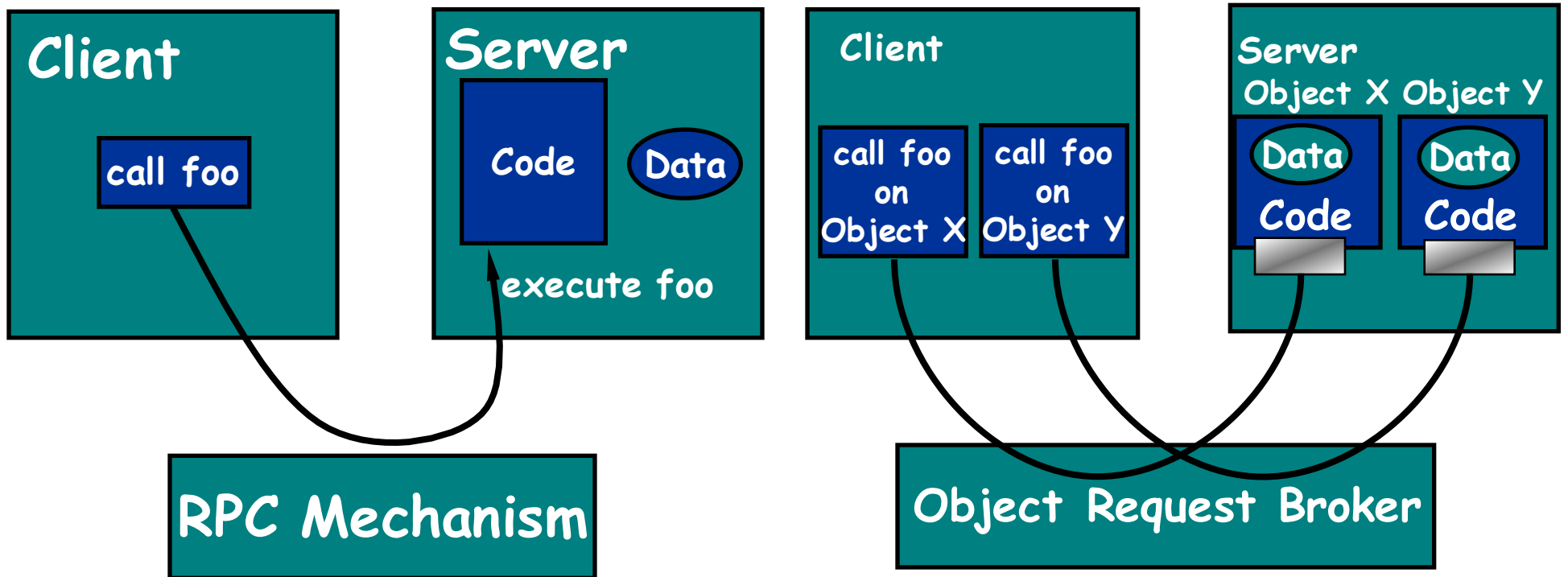
- More efficient use of distributing power than file servers.
- Client passes SQL requests as messages to the DB server; results are returned over the network to the client.
- Query processing done by the server.
- No need for large data transfers.
- Transaction DB servers also available.

Client-Server Style Examples (Cont'd)

- **Object Servers:**

- Objects work together across machine and network boundaries.
- ORBs allow objects to communicate with each other across the network.
- IDLs define interfaces of objects that communicate via the ORB.
- ORBs are the evolution of the RPC.

RPCs Versus ORBs



1) Remote Procedure Call (RPC)

2) Object Request Broker

Client-Server Advantages

- Straightforward distribution of data.
- Transparency of location.
- Mix and match heterogeneous platforms,
- Easy to add new servers or upgrade existing servers.

Client-Server Disadvantages

- Performance of the system depends on the performance of the network.
- Tricky to design and implement C/S systems.
- Unless there is a central register of names and services, it may be hard to find out what services are available.

Technologies for Distributed Architectures

IBM's MQSeries

- MQSeries provides application-programming services that enable programs to communicate with each other in a distributed fashion using messages and queues.
- This kind of communication is called *asynchronous messaging*.

IBM's MQSeries (Cont'd)

- The MQSeries software enables applications to exchange information across more than 25 different operating system platforms.
- This flexibility allows MQSeries applications to run on hardware ranging from modest desktops to high-end mainframe computers.

MQSeries Components

- *Queue Managers* manage one or more queues and ensure that messages are put on the correct queue or that they are routed to another (remote) queue manager.
- *Applications* must make a successful connection to a queue manager before they can put or get messages to or from a queue.

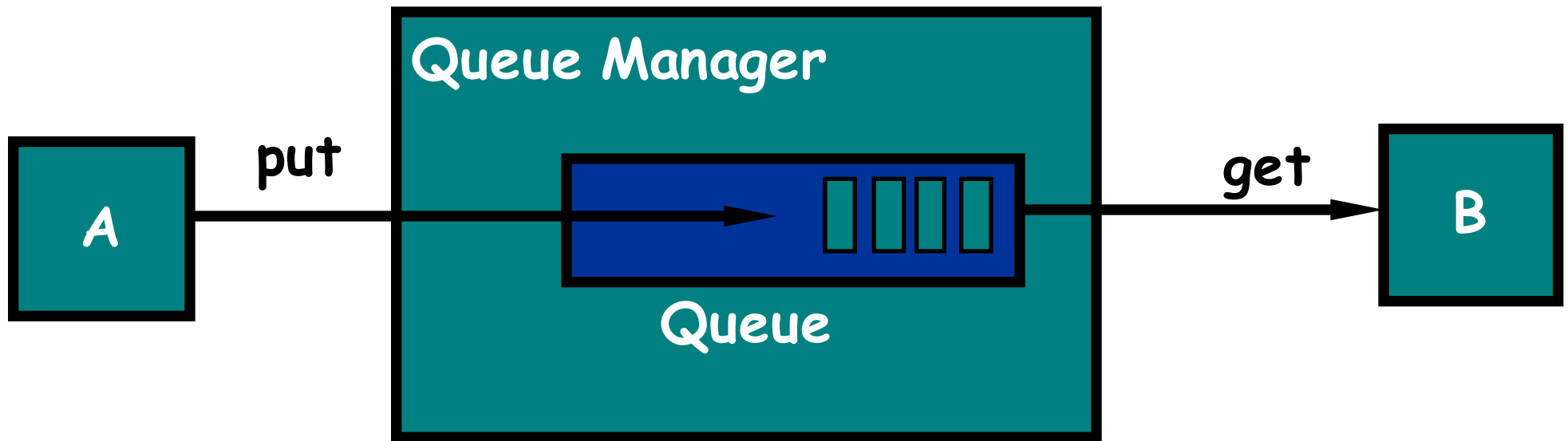
MQSeries Applications

- An application can only connect to one queue manager at a time.
- Before an application can use a queue, it must open a queue for putting, getting, or both putting and getting messages.

MQSeries Queued Messages

- A queued message consists of two parts:
 - The first part includes application-specific data contained in a buffer.
 - The second part includes control information, such as a message type, destination, and various other options.

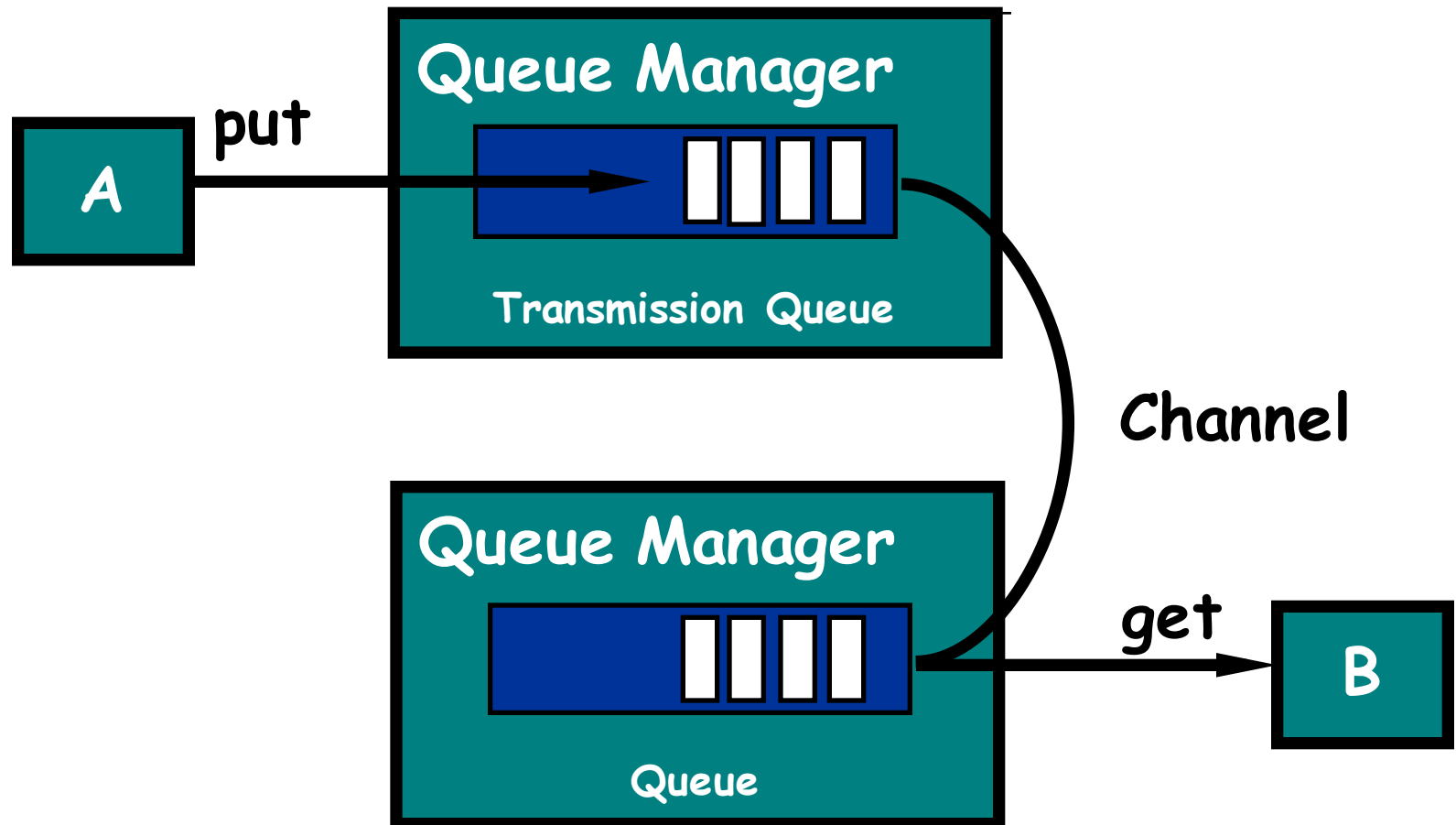
Programs Communicating via a Queue on the Same Workstation



Programs Communicating via a Queue on the Same Workstation

- Figure illustrates two programs **A** and **B** that are communicating through a managed message queue.
- In this example, **A**, **B**, and the **queue manager** are all executing on the same workstation.
- The communication between the programs is conducted through a queue onto which program **A** puts messages and from which program **B** gets messages.

Programs Communicating via a Queue on Different Workstations



Programs Communicating via a Queue on Different Workstations

- Figure illustrates two programs **A** and **B** that are communicating through a managed message queue.
- **A, B** are executing on different workstations.
- Program **A** puts a message onto the queue, specifying not a local queue but a local definition of a remote queue.

Programs Communicating via a Queue on Different Workstations

- The local queue definition identifies a non-local queue that is managed by another queue manager.
- The queue manager, to which program **A** is connected to, puts the message on a special queue called a *transmission queue*.
- The message is then automatically sent along a defined channel that connects the two queue managers.

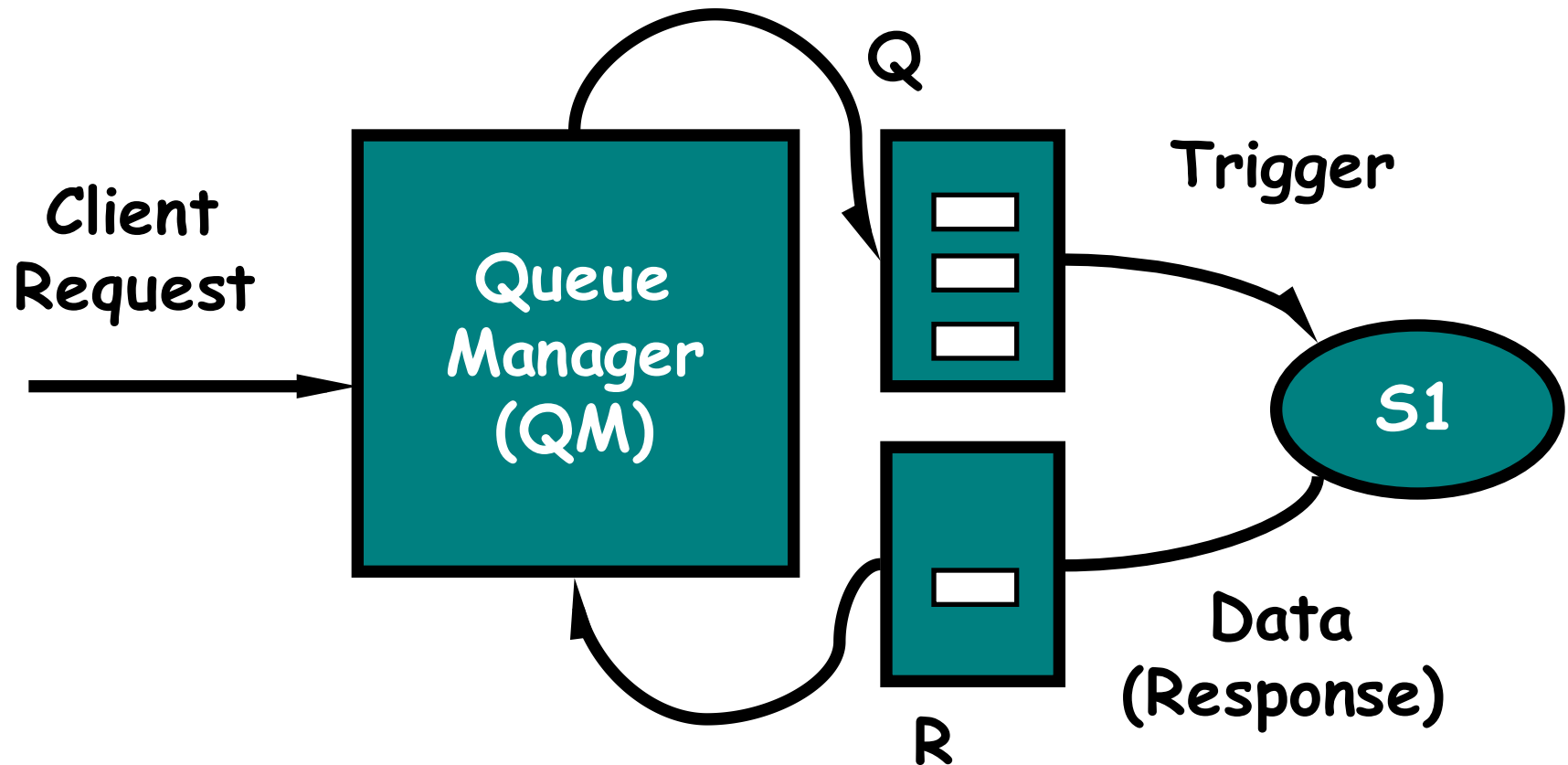
Programs Communicating via a Queue on Different Workstations

- If for some reason the channel is not active (possibly due to a network failure) the message remains on the transmission queue.
- The message will be sent automatically when the channel is available again.

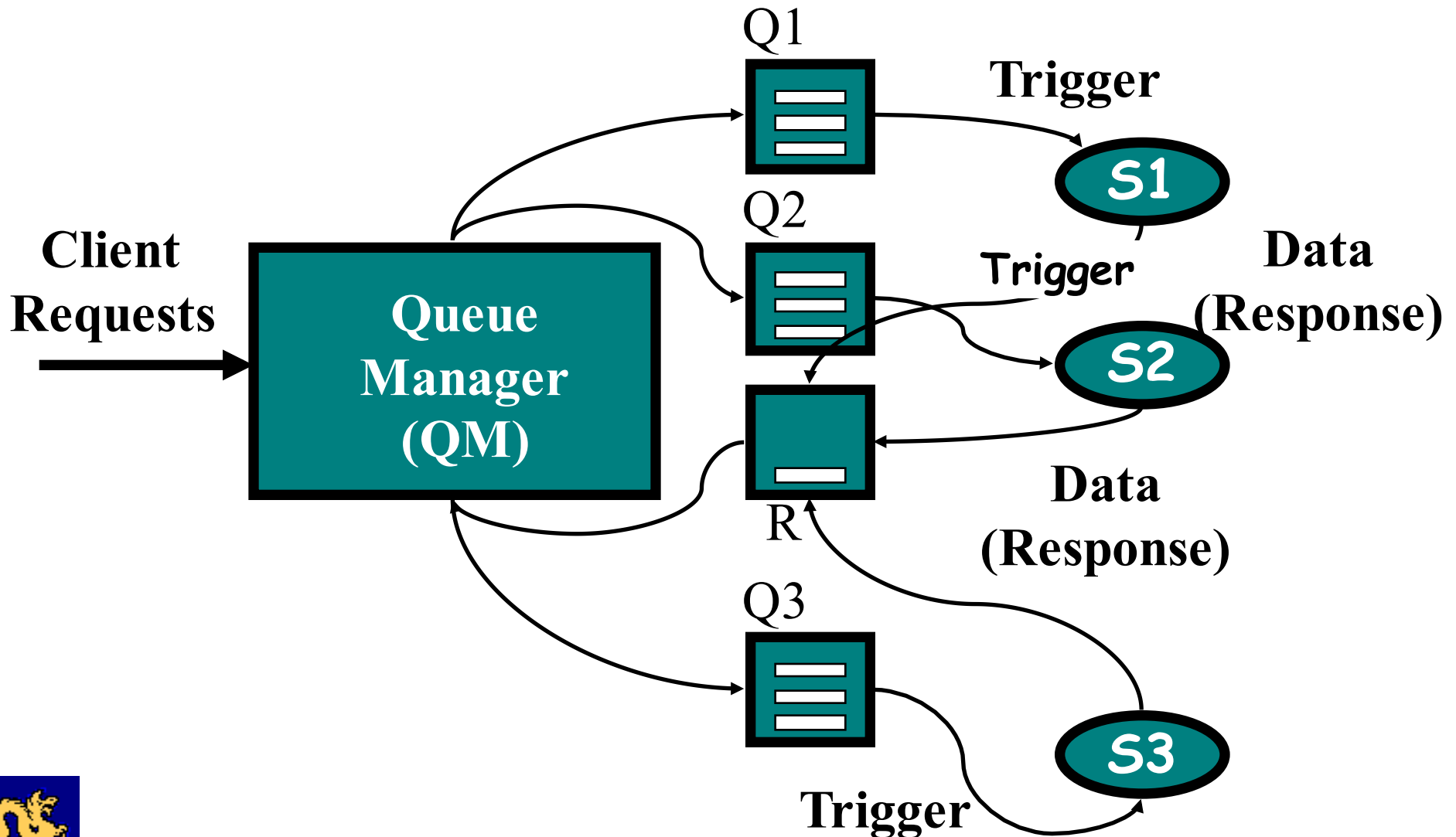
Programs Communicating via a Queue on Different Workstations

- The destination queue manager puts the message on the queue that is specified by program **A**.
- Once a message is placed on the destination queue, the queue manager can invoke program **B** automatically and **B** can then get the queued message.

Using MQSeries to Create a Server that Handles a Single Service S1



Scaling-Up to Multiple Queues and Services



OMG's CORBA

- The Common Object Request Broker Architecture (CORBA) is a standard distributed object architecture developed by the Object Management Group (OMG) consortium.

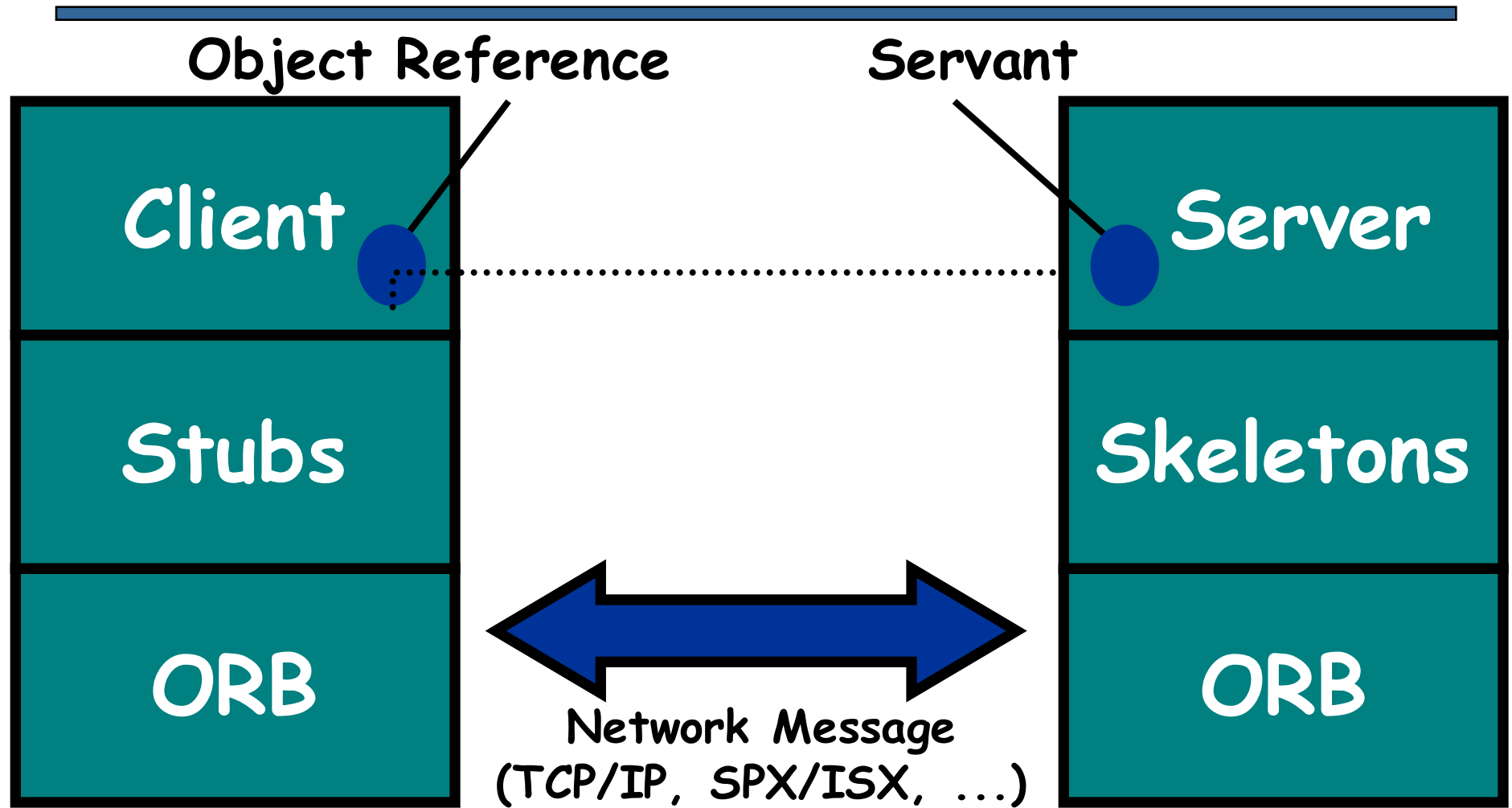
CORBA Objects

- CORBA objects can:
 - be located anywhere on the network,
 - interoperate with objects on other platforms,
 - be written in a variety of programming languages:
 - Java
 - C++
 - C
 - Smalltalk
 - COBOL
 - Ada.

CORBA Messages

- Distributed objects in a CORBA system communicate by sending messages to each other.
- These messages, however, are not queued, as is the case with MQSeries.

CORBA Method Request



Method Requests

CORBA Method Request (Cont'd)

- The Figure shows how a message from a client object is sent to a server object.
- In order for a client to access a remote server object, it must first obtain a handle (object reference) to that object.
- If the server object is remote, the handle points to a stub function, which uses the Object Request Broker (ORB) service to forward invocations to the server object.

CORBA Stubs

- After the stub establishes a connection to the server, it sends the following to the destination object:
 - an object reference,
 - an encoded representation of the method,
 - parameters to the skeleton code linked.

CORBA Skeletons

- The skeleton code transforms the call and parameters into the required implementation-specific format before calling the object.

CORBA Platform Independence

- The client is unaware of the CORBA object's location, implementation details, and which ORB is used to access the object.
- The connections between distributed objects are managed through a name server.

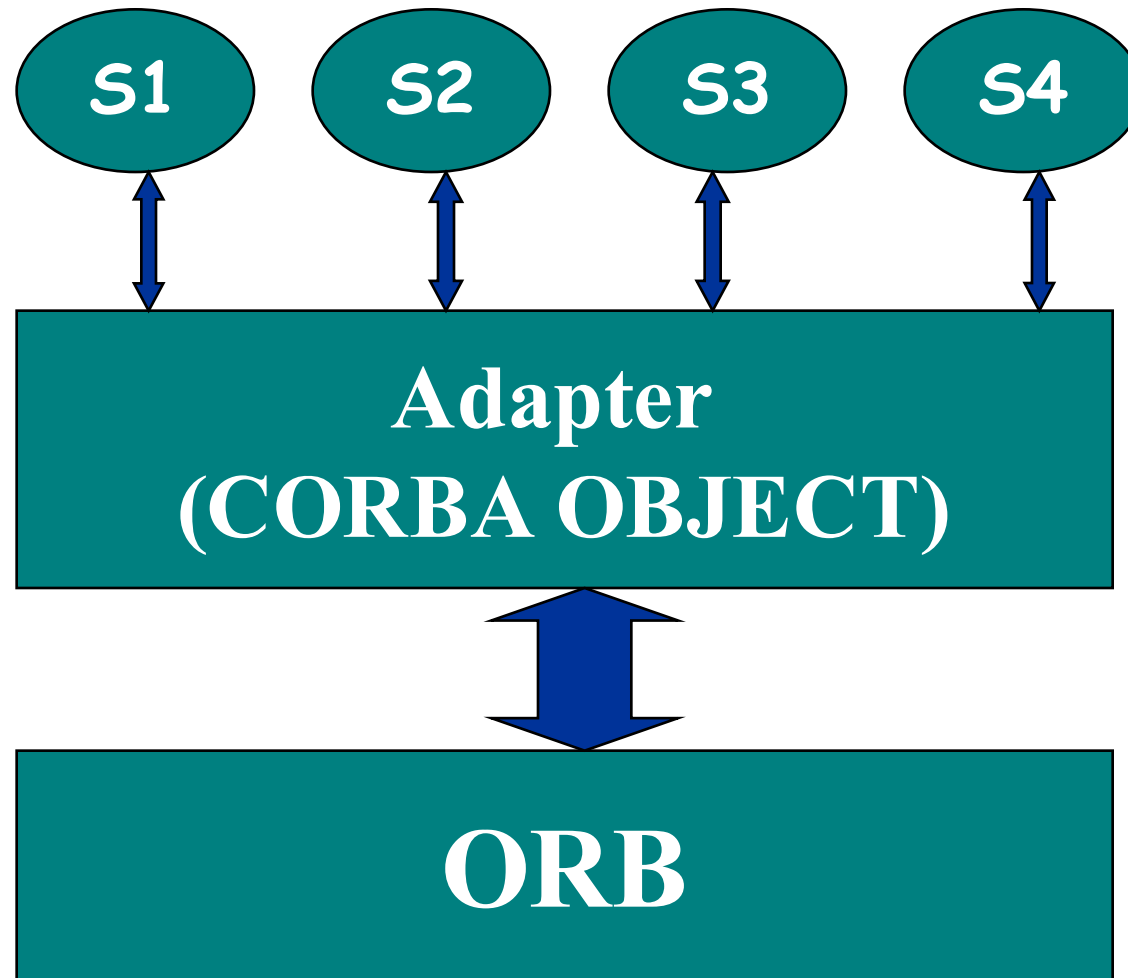
CORBA IDL and IIOP

- The client may only invoke methods that are specified in the CORBA object's interface.
- Object interfaces are defined using OMG's Interface Definition Language (IDL).
- Different ORBs communicate via the Internet InterORB Protocol (IIOP).

Server Objects in CORBA

- The server side ORB receives the request over a network connection and then determines which of the objects on its machine is the target.
- When the ORB locates the object, it must prepare it to receive the request. *E.g.*,
 - Start a server process that contains the object.
 - Retrieve the object from persistent storage.

Hiding Services Behind an Object Adapter



Object Adapters in CORBA

- The Figure shows how an adapter can act as a proxy between a set of services and the ORB.
- Clients will access each service through the adapter that is responsible for that service.
- The adapter will be responsible for finding the appropriate filters to handle each client request.

Object Adapters in CORBA (Cont'd)

- These filters may be:
 - on the same machine as the adapter,
 - or may be on another machine, in which case the adapter must delegate the client request to another adapter.

References

- [Bass et al 98] Bass, L., Clements, P., Kazman R., Software Architecture in Practice. SEI Series in Software Engineering, Addison-Wesley, 1998
- [CORBA98] CORBA. 1998. OMG's CORBA Web Page. In: <http://www.corba.org>
- [Gamma95] Gamma, E., Helm, R., Johnson, R., Vlissides, J., 1995. Design Patterns: Elements of Reusable Object-Oriented Software. Addison-Wesley Inc., Reading, Massachusetts.
- [IBM98] MQSeries Whitepaper. In: <http://www.software.ibm.com/ts/mqseries/library/whitepapers/mqover>
- [JavaIDL98] Lewis, G., Barber, S., Seigel, E. 1998. Programming with Java IDL: Developing Web Applications with Java and CORBA. Wiley Computer Publishing, New York.
- [CORBA96] Seigel, J. 1996. CORBA Fundamentals and Programming. John Wiley and Sons Publishing, New York.
- [Shaw96] Shaw, M., Garlan, D. 1996. Software Architecture: Perspectives on an Emerging Discipline. Prentice Hall.